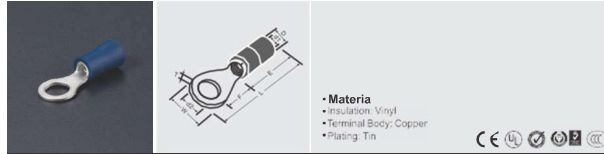


TERMINALS

Ring Terminals

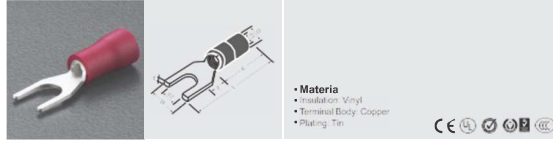


Ring Terminals

WIRE RANGE (mm (A.W.G.))	SIZE			DIMENSION (mm/inch)					COLOUR			
				d2	W	L	E	d1				
0.5-1.5 (22-16)	3	#4	RR32	3.2(126)	5.5(216)	17.5(689)	10.0(394)	1.7(667)	Red			
	3.5	#6	RR37	3.7(146)								
	4	#8	RR43	4.3(169)	6.6(260)	19.4(764)						
	5	#10	RR53	5.3(209)	8.0(315)	20.8(819)						
	6	1/4"	RR64	6.4(252)	11.6(457)	26.8(1,055)						
	8	5/16"	RR84	8.4(331)								
1.5-2.5 (16-14)	10	3/8"	RR105	10.5(413)	13.6(535)	30.5(1,201)	10.0(394)	2.3(909)	Blue			
	3	#4	BR32	3.2(126)	6.6(260)	17.8(701)						
	3.5	#6	BR37	3.7(146)								
	4	#8	BR43	4.3(169)	6.6(260)	21.8(858)						
	5	#10	BR53	5.3(209)	8.5(335)							
	6	1/4"	BR64	6.4(252)	12.0(472)	26.8(1,055)						
1.5-2.5 (16-14)	8	5/16"	BR84	8.4(331)	12.0(472)	26.8(1,055)	10.0(394)	2.3(909)	Blue			
	10	3/8"	BR105	10.5(413)	13.6(535)	30.5(1,201)						
	12	1/2"	BR130	13.0(512)	19.2(756)	35.4(1,394)						
	4	#8	YR43	4.3(169)	7.2(283)	22.7(894)				13.0(512)	3.4(134)	Yellow
	5	#10	YR53	5.3(209)	9.5(374)	26.0(1,023)						
	6	1/4"	YR64	6.4(252)	12.0(472)	29.5(1,167)						
8	5/16"	YR84	8.4(331)	15.0(581)	34.0(1,338)							
10	3/8"	YR105	10.5(413)									
12	1/2"	YR130	13.0(512)	19.2(756)	38.6(1,520)							

TERMINALS

Fork Terminals



Fork Terminals

WIRE RANGE mm (AWG)	TAB SIZE		ITEM NO	DIMENSION mm(inch)					COLOUR
	Metric (mm)	American (inches)		d2	W	L	E	d1	
0.5-1.5 (22-16)	3	#4	RF32	3.2(126)	5.7(223)	21.0(827)	10.0(394)	1.7(0.67)	Red
	3.5	#6	RF37	3.7(146)	5.7(224)				
	4	#8	RF43	4.3(169)	6.4(252)	21.0(827)			
	5	#10	RF53	5.3(209)	8.1(319)				
1.5-2.5 (18-14)	6	1/4"	RF64	6.4(252)	9.5(374)	21.0(827)	10.0(394)	2.3(0.91)	Blue
	3	#4	BF32	3.2(126)	5.7(224)				
	3.5	#6	BF37	3.7(146)	6.4(252)	21.0(827)			
	4	#8	BF43	4.3(169)	6.4(252)				
4-6 (12-10)	5	#10	BF53	5.3(209)	7.9(311)	25.5(1004)	13.0(512)	3.4(134)	Yellow
	6	1/4"	BF64	6.4(252)	9.3(366)				
	3.5	#6	YF37	3.7(146)	8.3(327)	25.5(1004)			
	4	#8	YF43	4.3(169)	8.3(327)				
4-6 (12-10)	5	#10	YF53	5.3(209)	9.0(283)	25.5(1004)	13.0(512)	3.4(134)	Yellow
	6	1/4"	YF64	6.4(252)	9.0(283)				

TERMINALS

Blade Terminals



Blade Terminals

WIRE RANGE mm ² (A.W.G.)	ITEM NO	DIMENSION mm(inch)				COLOUR
		W	F	L	Ø1	
0.5-1.5 (22-16)	RB2318	2.2(087)	18.0(709)	27.8(1.094)	1.7(.067)	Red
1.5-2.5 (18-14)	BB2318	2.2(087)	18.0(709)	27.8(1.094)	2.3(.091)	Blue
4-6 (12-10)	YB2810	2.8(110)	10.0(394)	23.0(906)	3.4(134)	Yellow

TERMINALS

Pin Terminals



Pin Terminals

WIRE RANGE (mm / AWG)	ITEM NO.	W			Ø1	COLOUR
		1	2	3		
0.5-1.5 (22-16)	RP1912	1.9(075)	12.0(472)	21.0(858)	1.7(067)	Red
1.5-2.5 (16-14)	BP1912	1.9(075)	12.0(472)	21.0(858)	2.3(091)	Blue
4-6 (12-10)	YP2914	2.8(110)	14.0(551)	27.0(1063)	3.4(134)	Yellow




QUICK DISCONNECTS

Female Spade Disconnects



- **Material**
- Insulation: Vinyl
- Terminal Body: Brass
- Metal/c Sleeve: Copper
- Plating: Tin

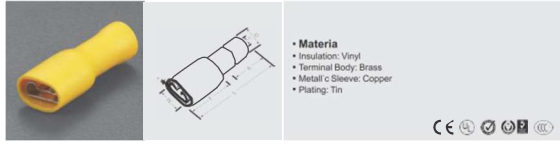


Female Spade Disconnects

WIRE RANGE (AWG)	TAB SIZE Thickness x Width	ITEM NO	DIMENSION (mm/inch)				COLOUR
			W	L	B	C	
0.5-1.5 (22-16)	0.5 x 2.8 .020 x .110	RFS28-5	2.0(1.41)	19.0(1.748)	10.5(1.13)	1.7(1.067)	Red
	0.8 x 2.8 .032 x .110	RFS28-8	3.2(1.26)				
	0.5 x 4.75 .020 x .187	RFS48-5	5.0(1.97)	19.4(1.764)			
	0.8 x 4.75 .032 x .187	RFS48-8	5.0(1.97)				
1.5-2.5 (10-14)	0.5 x 4.75 .020 x .187	BFS48-5	5.0(1.97)	19.4(1.764)	10.5(1.13)	2.3(1.091)	Blue
	0.8 x 4.75 .032 x .187	BFS48-8	5.0(1.97)				
	0.8 x 6.35 .032 x .250	BFS63	6.6(2.60)	20.8(1.619)			
4-6 (12-10)	0.8 x 6.35 .032 x .250	YFS63	8.6(2.60)	23.3(1.917)	13.0(1.512)	3.4(1.34)	Yellow
	1.2 x 9.4 .047 x .375	YFS95	10.0(3.94)	28.6(1.126)			

QUICK DISCONNECTS

Fully Insulated Female Quick Disconnects



- **Material**
- Insulation: Vinyl
- Terminal Body: Brass
- Metallic Sleeve: Copper
- Plating: Tin



Fully Insulated Female Quick Disconnects

WIRE RANGE (AWG)	TAB SIZE Thickness - Width	ITEM NO	DIMENSION (mm/inch)				COLOUR
			W	L	B	C	
0.5-1.5 (22-16)	0.5 x 2.5 .020 x .110	RFS28FI-5	3.2(126)	19.0(748)	10.5(413)	1.7(667)	Red
	0.8 x 2.5 .032 x .110	RFS28FI-8					
	0.5 x 4.75 .020 x .187	RFS48FI-5	5.0(197)	20.5(807)			
	0.8 x 4.75 .032 x .187	RFS48FI-8					
	0.8 x 6.35 .032 x .250	RFS63FI	6.6(260)	21.6(850)			
1.5-2.5 (16-14)	0.5 x 4.75 .020 x .187	BFS48FI-5	5.0(197)	20.2(796)	10.5(413)	2.3(911)	Blue
	0.8 x 4.75 .032 x .187	BFS48FI-8	5.0(197)				
	0.8 x 6.35 .032 x .250	BFS63FI	6.6(260)	22.2(874)			
4-6 (12-10)	0.8 x 6.35 .032 x .250	YFS63FI	6.6(260)	24.2(953)	12.5(492)	3.4(134)	Yellow
	1.2 x 9.4 .047 x .375	YFS95FI	10.0(394)	30.5(1201)			



QUICK DISCONNECTS

Male Quick Disconnects



- **Material**
 - Insulation: Vinyl
 - Terminal Body: Brass
 - Metall'c Sleeve: Copper
 - Plating: Tin
- **Character**
 - Insul Resistance 105°C



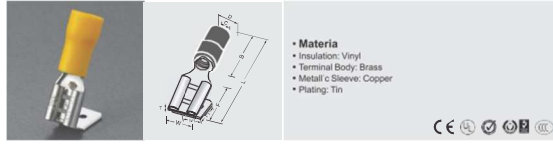
Male Quick Disconnects

WIRE RANGE mm ² (AWG)	TAB SIZE Thickness × Width	ITEM NO	DIMENSION (mm/inch)					COLOUR
			W	L	B	C	T	
0.5-1.5 (22-16)	0.8 × 6.35 .032 × .250	RTAB63	6.35(250)	21.0(850)	10.5(413)	1.7	0.4(016)	Red
1.5-2.5 (16-14)	0.8 × 6.35 .032 × .250	BTAB63	6.35(250)	21.0(850)	10.5(413)	2.3	0.4(016)	Blue
4-6 (12-10)	0.8 × 6.35 .032 × .250	YTAB63	6.35(250)	24.0(945)	13.0(512)	3.4	0.4(016)	Yellow



QUICK DISCONNECTS

Piggy Back Quick Disconnects



Piggy Back Quick Disconnects

WIRE RANGE (AWG)	TAB SIZE Thickness × Width	ITEM NO	DIMENSION (mm/inch)						COLOUR
			W	W1	L	B	C	T	
0.5-1.5 (22-16)	0.8 × 6.35 .032 × .250	RPB63	6.6(260)	6.35(250)	22.5(886)	10.5(413)	1.7(067)	0.4(016)	Red
1.5-2.5 (16-14)	0.8 × 6.35 .032 × .250	BPB63	6.6(260)	6.35(250)	22.5(886)	10.5(413)	2.3(091)	0.4(016)	Blue
4-6 (12-10)	0.8 × 6.35 .032 × .250	YPB63	6.6(260)	6.35(250)	24.0(945)	13.0(512)	3.4(134)	0.4(016)	Yellow



QUICK DISCONNECTS

Bullet - Male Quick Disconnects

Materia

- Insulation: Vinyl
- Terminal Body: Brass
- Metall. Sleeve: Copper
- Plating: Tin

CE RoHS

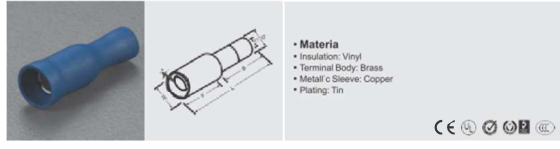
Bullet - Male Quick Disconnects

WIRE RANGE mm ² (A.W.G.)	ITEM NO	DIMENSION mm(inch)				COLOUR
		W	L	B	C	
0.5-2.5(22-16)	RBU40	4.0(157)	21.5(848)	10.5(413)	1.7(667)	Red
1.5-2.5(16-14)	BBU40	4.0(157)	21.7(854)	10.5(413)	2.3(911)	Blue
	BBU50	5.0(197)	21.2(835)	10.5(413)	2.3(911)	
4-6(12-10)	YBU50	5.0(197)	24.0(945)	13.0(512)	3.4(134)	Yellow



QUICK DISCONNECTS

Bullet - Female Quick Disconnects



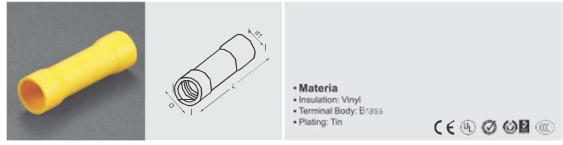
Bullet - Female Quick Disconnects

	ITEM NO	DIMENSION mm(inch)				COLOUR
		W	L	B	C	
0.5-2.5(22-16)	RBR40	3.9(153)	23.3(917)	10.5(413)	1.7(667)	Red
1.5-2.5(16-14)	BBR40	3.9(157)	23.3(917)	10.5(413)	2.3(911)	Blue
	BBR50	4.9(193)	25.1(988)	12.5(492)	3.4(134)	Yellow
4-8(12-10)	YBR50	4.9(193)	25.1(988)	12.5(492)	3.4(134)	Yellow



QUICK DISCONNECTORS

Butt Connectors



Butt Connectors

WIRE RANGE (mm (A.W.G.))	ITEM NO.	DIMENSION mm(inch)				PCS/PACK	COLOUR
		L	D	d1	d2		
0.5-1.5 (22-16)	HSRBC	36	5.8	4.5	1.8	500	Red
1.5-2.5 (16-14)	HSBBC	36	6.5	5.5	2.4	500	Blue
4-6 (12-10)	HSYBC	41	8.0	6.5	3.5	300	Yellow

